



# Certificate

MPS-ECAS awards this certificate in accordance with the certification standard MPS-ABC version 16.1, to:

**Gartneriet Svend Erik Nielsen ApS  
Neversvej 38  
5690 Tømmerrup  
Denmark  
MPS-number: 910179**

Applicable to environmental clusters:

POT PLANTS 4; POT PLANTS 5; POT PLANTS 7; POT PLANTS 8; POT PLANTS REMAINDER

Validity: **24-8-2024 valid up to and including 3-11-2024**

Total points: **108,7**

Qualification: **A+**

Kind regards,  
MPS-ECAS

Signature:

Date of issue:  
24-8-2024

Drs. R. Landsmeer, Manager Operations

*N.B.: This certificate is only valid for the period specified above.*

P.O. Box 114  
2678 ZJ De Lier  
The Netherlands

# QUALIFICATION AND PERIOD GRAPHS

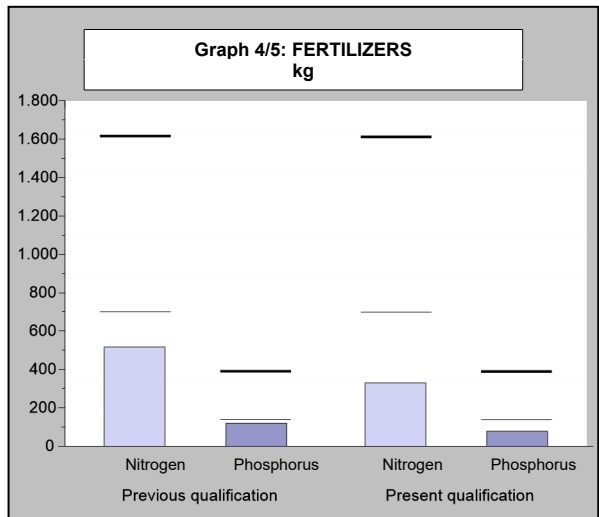
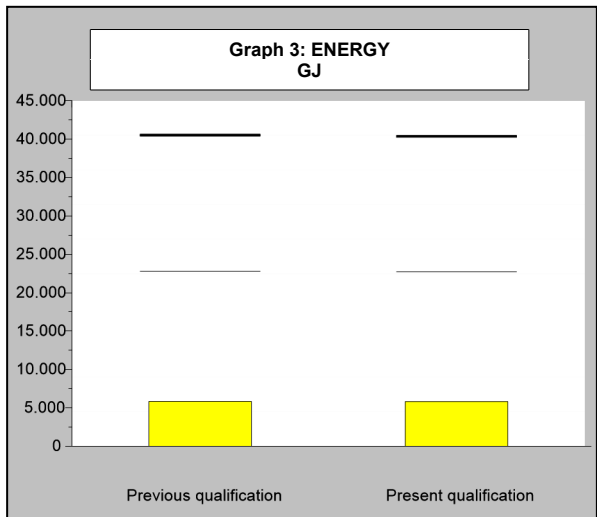
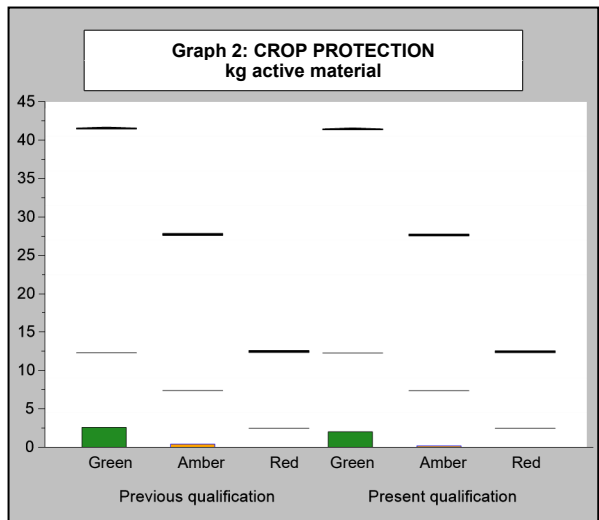
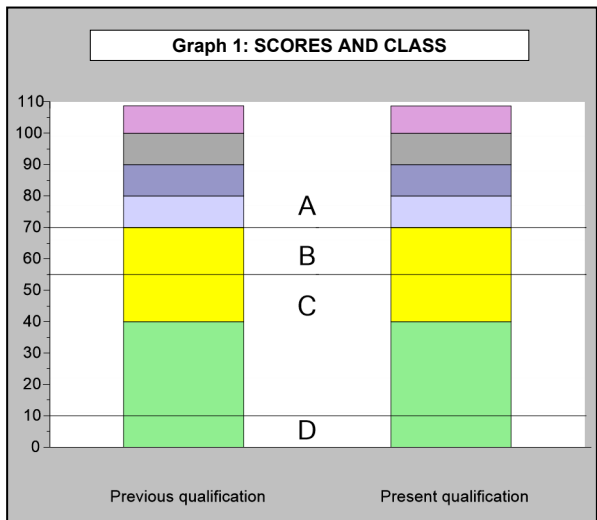
MPS company number: **910179/01**  
 Company name: Gartneriet Svend Erik Nielsen ApS (total)

Valid: Period 8-2023 until Period 7-2024  
 Version: 24-8-2024

**Table 1: DATA QUALIFICATIONS**

SUBJECT	Your Company standard		Your use	Your points	max. points	A+ standard	A+ score	Obtained
	Lower	Upper limit						
Crop protection	Green	12,3-41,5 kg	2	12	12			
	Amber	7,4-27,7 kg	0,2	16	16			
	Red	2,5-12,4 kg	0	12	12			
total				40	40	85 %	100 %	yes
Energy total		22721,6-40375 GJ	5827,3	30	30	75 %	100 %	yes
Fertilizers	Nitrogen	699,7-1612,2 kg	330,3	10	10			
	Phosphorus	139,9-390 kg	78,9	10	10			
total				20	20	75 %	100 %	yes
Waste		0-130	130	10	10			
Water								
Certified parental material				8,7	10			
Total score (points)				108,7	110	90	108,7	yes
COMPANY QUALIFICATION				A+				

**COMPANY USAGE PER 13 PERIODS**  
 <-----> = Upper limit <.....> = Lower limit

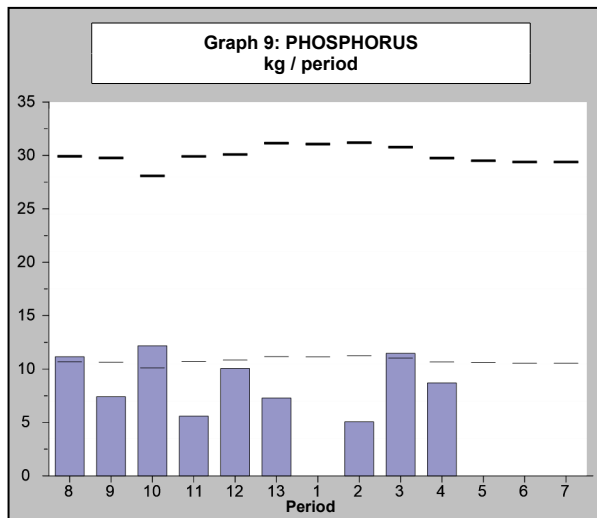
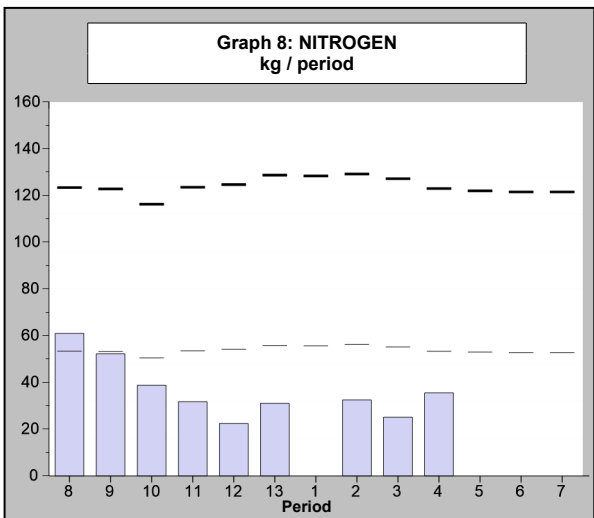
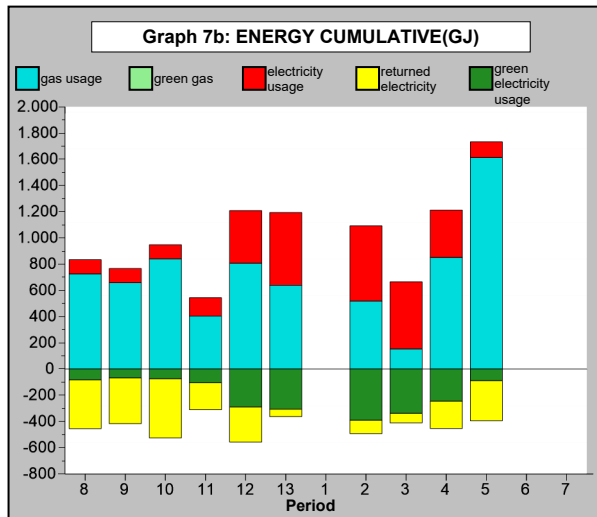
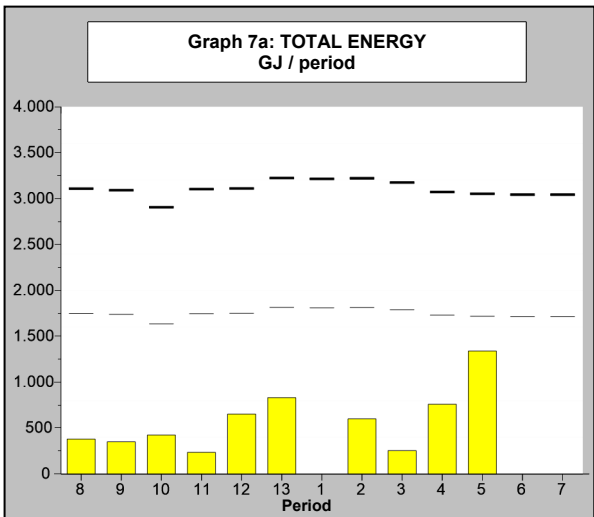
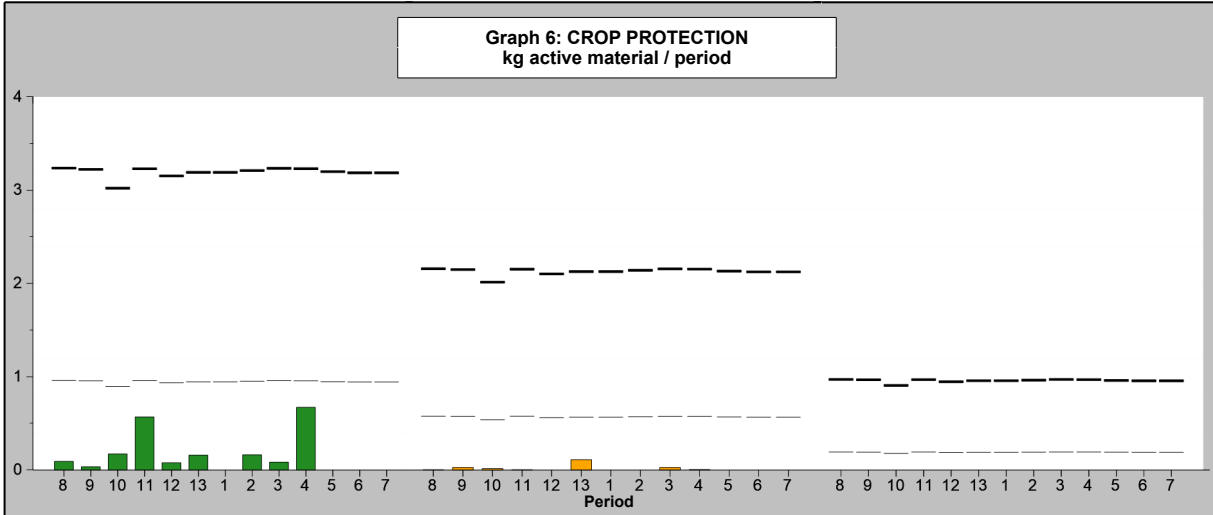


# QUALIFICATION AND PERIOD GRAPHS

MPS company number: **910179/01**  
 Company name: Gartneriet Svend Erik Nielsen ApS (total)

Valid: Period 8-2023 until Period 7-2024  
 Version: 24-8-2024

<-----> = Upperlimit <.....> = Lowerlimit



# MPS-Overview Composition of Qualification

MPS company number: **910179/01**  
 Company name: Gartneriet Svend Erik Nielsen ApS (total)

Valid: Period 8-2023 until Period 7-2024  
 Version: 24-8-2024

## Composition of company standards MPS-OEX (Area Efficiency index)

THEMA		Basic standard		% OEX	Companystandard	
		lower-limit	upper-limit		lower-limit	upper-limit
Crop protection	Green				12,3-41,5 kg	2 kg
	Amber				7,4-27,7 kg	0,2 kg
	Red				2,5-12,4 kg	0 kg
Energy		22282,6-39595 GJ		2 %	22721,6-40375 GJ	5827,3 GJ
Nitrogen (N)		686,1-1581 kg		2 %	699,7-1612,2 kg	330,3 kg
Phosphorus (P)		137,2-382,5 kg		2 %	139,9-390 kg	78,9 kg

## Composition of points MPS environmentally certified parental material

Certified parental material	(Average) area	Your Points	Max points
Total cultivated area 1)	13722,7 m2		
Area certified parental material MPS-ABC	11979,1 m2	8,7	10
Area certified parental material GLOBALGAP	0 m2	0	5
Total points for Certified parental material		8,7	10

1) Total means: the total area covered and uncovered cultivation and the second crop layer. Not included is the uncultivated area.

## Overview Environmental zones

Period	8	9	10	11	12	13	1	2	3	4	5	6	7
Environmental	Zone 3	Zone 3	Zone 3	Zone 3	Zone 3	Zone 3	Zone 3	Zone 3	Zone 3	Zone 3	Zone 3	Zone 3	Zone 3

## Company usage of MPS-MIND

Pesticide	Indicator color	active ingredient	Annual company use of active substance		
			Green	Amber	Red
Aliette	●	fosetyl-aluminium	0,013		
Azatin EC	●	azadirachtin	0,072		
BioGlans	○	leaf shine			
BotaniGard WP	○	beauveria bassiana			
Flexity	●	metrafenone		0,015	
Geoxe 50 WG	●	fludioxonil	0,073		
Mainspring	●	cyantranilprole	0,024		
Milbeknock	●	milbemectin		0,015	
Mospilan SG	●	acetamiprid	0,150		
Movento SC 100	●	spirotetramat	0,106		
NeemAzal T/S	●	azadirachtin	0,011		
Nissorun 250 SC (liquid)	●	hexythiazox	0,027		
Pediment	●	pirimicarb		0,129	
Previcur Energy	●	fosetyl-aluminium	0,326		
	●	propamocarb	0,557		
Proplant	●	propamocarb	0,576		
Sluxx	●	ferric phosphate	0,045		
Teppeki	●	flonicamid	0,044		
Trianum-G	○	trichoderma harzianum			
Trichodex (Trichoderma)	○	trichoderma harzianum			
Vertimec	●	abamectin		0,026	
<b>Annual company use of active substance</b>			<b>2,022</b>	<b>0,185</b>	<b>0</b>

# OVERVIEW RECORDED DATA

MPS company number: **910179/01**  
 Company name: **Gartneriet Svend Erik Nielsen ApS (total)**

Valid: **Period 8-2023 until Period 7-2024**  
 Version: **24-8-2024**

Code	Description	Unit	Period 1	Period 2	Period 3	Period 4	Period 5	Period 6	Period 7	Subtotal	Year total
<b>FORM RECEIVED</b>			yes	yes	yes	yes	yes	yes	yes		

## CROP PROTECTION AGENTS

3176	Aliette	grams									160
990673	Amblyseius / Neoseiulus californicus	number		200000	50000	100000				350000	850000
990395	Amblyseius / Neoseiulus cucumeris	number		3640000	260000	520000				4420000	6240000
3847	Azatin EC	ml			840	1026				1866	2781
3364	BioGlans	ml									6000
3794	BotaniGard WP	grams		500		1000				1500	2000
992010	Dalotia coriaria (Atheta coriaria)	number		1000	4000					5000	10000
3337	Flexity	ml									50
3798	Geoxe 50 WG	grams		9	9	9				27	146
990675	Hypoaspis miles / Stratiolaelaps Scimitus	number		250000		250000				500000	1250000
3865	Mainspring	grams									59
3289	Milbeknock	ml			560	444				1004	1564
3277	Mospilan SG	grams			280	225				505	750
3315	Movento SC 100	ml		18	18	175				211	1065
3785	NeemAzal T/S	ml									1050
3821	Nissorun 250 SC (liquid)	ml									108
3881	Pediment	grams			42					42	258
3321	Previcur Energy	ml		150						150	1050
3248	Proplant	ml				900				900	900
3328	Sluxx	grams		980						980	1505
990515	Steinernema feltiae	number		500000000	500000000					1000000000	3000000000
3293	Teppeki	grams				3				3	87
3367	Triatum-G	grams			18016	9400				27416	49456
3135	Trichodex (Trichoderma)	grams									18616
3251	Vertimec	ml									1452

## WATER

21	Total irrigation	m3		302	259	515	435			1511	3592
23	Reused drainage water	m3		151	129	257	217			754	1792

## ENERGY

1	Gas consumption	m3		14774	4372	24279	45967			89392	205490
2	Conversion factor			1	1	1	1				
3	Caloric value			1	1	1	1				
4	Electricity from the grid (Total)	kWh		104418	93130	65582	21789			284919	543739

# OVERVIEW RECORDED DATA (Continued)

MPS company number: **910179/01**  
 Company name: Gartneriet Svend Erik Nielsen ApS (total)

Valid: Period 8-2023 until Period 7-2024  
 Version: 24-8-2024

Code	Description	Unit	Period 1	Period 2	Period 3	Period 4	Period 5	Period 6	Period 7	Subtotal	Year total
------	-------------	------	-------------	-------------	-------------	-------------	-------------	-------------	-------------	----------	------------

## ENERGY (Continued)

6	Green electricity from the grid	kWh		71004	61466	44596	16124			193190	361103
8	Returned electricity	kWh		18572	13202	37807	55526			125107	434561
80	Wood (in kg)	kg		295000	241900	106500	11500			654900	1209850

## LIGHTING

550023	HP-Na 600W 400V EVSA	Hour	163	153	95		1				
		Number	736	736	736		736				
		kWatt									

## FERTILIZERS

513	Ammonium nitrate	kg		32,6	15	35,6				83,2	298
545	Calcium nitrate (nitrate o	kg									8,29
552	Copper sulphate (solid)	kg		0,089	0,036	0,09				0,215	0,769
640	Dolomit kalk	kg			39,16					39,16	73,72
376	Ferrous chelate HEEDTA 4 %	litres		6,25	2	5,75				14	49,25
638	Kalk	kg			513	164,5				677,5	1857,652
516	Magnesium sulphate	kg		21,8	4,5	14,3				40,6	149,5
575	Manganese sulphate	kg		0,896	0,432	0,908				2,236	8,368
666	Micromax (7.5%CaO+12%Fe+37.5% SO3)	kg			6,704	2,35				9,054	23,918
420	NPK 12+6+20	kg			98,78	31,49				130,27	339,143
413	Phosphoric Acid 75%	litres		17,2	8	19				44,2	158
537	Potassium nitrate (13+0+45)	kg		122	46	117				285	1074
414	Salpetersyre 62%	litres		55,1	22	44				121,1	469,5
582	Sodium molybdenum	kg		0,021	0,011	0,027				0,059	0,204
941	Solubor DF 18	kg		0,113	0,063	0,136				0,312	1,132
596	Superphosphate	kg			36,66	14,1				50,76	138,884
604	Zinc sulphate (solid)	kg		0,246	0,115	0,266				0,627	2,265

## ENVIRONMENTAL CLUSTERS

Indoor crops									
4064	POT PLANTS 4	m2	1440	1459	1460	1303	1260	1260	1260
4065	POT PLANTS 5	m2	2880	3121	2926	2941	2960	2960	2960
4067	POT PLANTS 7	m2	2420	2383	2344	2481	2606	2640	2640
4068	POT PLANTS 8	m2	6840	6803	6854	6829	6763	6740	6740
4070	POT PLANTS REMAINDER	m2	100	100	296	320	177	120	120

# OVERVIEW RECORDED DATA (Continued)

MPS company number: **910179/01**  
 Company name: Gartneriet Svend Erik Nielsen ApS (total)

Valid: Period 8-2023 until Period 7-2024  
 Version: 24-8-2024

Code	Description	Unit	Period 1	Period 2	Period 3	Period 4	Period 5	Period 6	Period 7	Subtotal	Year total
	Indoor crops										
	Subtotal		13680	13866	13880	13874	13766	13720	13720		
	Certified parental material										
661	MPS-ABC certif.parental mat. indoor	m2	12000	12204	12220	12151	11954	11880	11880		

## GENERAL INFORMATION FORM

### MPS-Mind

#### Surface water

3900 What is the minimum distance of this location to the nearest surface water?

250 - 2500 metres / 820 - 8200 feet

#### Cover

3910 Does the surface of protected cultivation exceed 95% of this location?

Yes

#### Slope

3902 What is the maximum slope of a plot on this location?

flat

#### Leaching to groundwater

3903 Do you grow more than 95% of your crops in a closed (recirculation) system, with less than 3% loss of drainwater?

No

3904 What is the minimum depth of the groundwater on all your plot(s)?

>= 15 metres / >= 49,2 feet

3905 What is the lowest percentage of organic material of your soil on all your plots of this location?

1,5 - 3%

### MPS-OEX

#### Sidescreens:

3950 Are sidescreens being used during lighting in the night?

Yes

#### Topscreens:

3951 Are topscreens being used during lighting in the night?

Yes

3952 If yes, what is the percentage of light-reduction?

85 till 95%

#### CO2

3953 Do you apply CO2?

No

#### Substrate

3957 Do you cultivate cut flowers on substrate?

No

#### Diffuse light

3961 Do you have diffuse glass on your greenhouse?

No

## OVERVIEW RECORDED DATA (Continued)

MPS company number: **910179/01**  
Company name: Gartneriet Svend Erik Nielsen ApS (total)

Valid: Period 8-2023 until Period 7-2024  
Version: 24-8-2024

### GENERAL INFORMATION FORM

#### MPS-OEX

3963	Do you have diffuse foil on your foil-greenhouse?	No
3965	Do you have diffuse screens on your greenhouse?	No
3967	Do you use a diffuse coating on your greenhouse?	No

#### Waste management

41	Do you process organic waste in a responsible way?	Yes
42	Do you process paper waste in a responsible way?	Yes
43	Do you process plastic waste in a responsible way?	Yes



# OVERVIEW RECORDED DATA

MPS company number: **910179/01**  
 Company name: Gartneriet Svend Erik Nielsen ApS (total)

Valid: Period 8-2023 until Period 7-2024  
 Version: 24-8-2024

Code	Description	Unit	Period 8	Period 9	Period 10	Period 11	Period 12	Period 13	Subtotal
<b>FORM RECEIVED</b>			yes	yes	yes	yes	yes	yes	
<b>CROP PROTECTION AGENTS</b>									
3176	Aliette	grams				120	40		160
990673	Amblyseius / Neoseiulus californicus	number	200000	100000	50000		150000		500000
990395	Amblyseius / Neoseiulus cucumeris	number					1820000		1820000
3847	Azatin EC	ml		150	135	105	210	315	915
3364	BioGlans	ml					6000		6000
3794	BotaniGard WP	grams					500		500
992010	Dalotia coriaria (Atheta coriaria)	number					1000	4000	5000
3337	Flexity	ml		25	25				50
3798	Geoxe 50 WG	grams	20	20	20	20	39		119
990675	Hypoaspis miles / Stratiolaelaps Scimitus	number		500000			250000		750000
3865	Mainspring	grams	59						59
3289	Milbeknock	ml	180		170			210	560
3277	Mospilan SG	grams			105	35		105	245
3315	Movento SC 100	ml	23	23	64	203	488	53	854
3785	NeemAzal T/S	ml		1050					1050
3821	Nissorun 250 SC (liquid)	ml	108						108
3881	Pediment	grams						216	216
3321	Previcur Energy	ml			150	600		150	900
3248	Proplant	ml							
3328	Sluxx	grams				525			525
990515	Steinernema feltiae	number	500000000	500000000	500000000		500000000		2000000000
3293	Teppeki	grams	59	15	10				84
3367	Triatum-G	grams					12640	9400	22040
3135	Trichodex (Trichoderma)	grams	4608		14008				18616
3251	Vertimec	ml		1008	252	192			1452
<b>WATER</b>									
21	Total irrigation	m3	489	429	411	205	245	302	2081
23	Reused drainage water	m3	244	214	205	102	122	151	1038
<b>ENERGY</b>									
1	Gas consumption	m3	20670	18764	23949	11502	23025	18188	116098
2	Conversion factor		1	1	1	1	1	1	
3	Caloric value		1	1	1	1	1	1	
4	Electricity from the grid (Total)	kWh	19882	19683	19642	25589	72922	101102	258820

# OVERVIEW RECORDED DATA (Continued)

MPS company number: **910179/01**  
 Company name: **Gartneriet Svend Erik Nielsen ApS (total)**

Valid: **Period 8-2023 until Period 7-2024**  
 Version: **24-8-2024**

Code	Description	Unit	Period 8	Period 9	Period 10	Period 11	Period 12	Period 13	Subtotal
------	-------------	------	-------------	-------------	--------------	--------------	--------------	--------------	----------

## ENERGY (Continued)

6	Green electricity from the grid	kWh	15110	12400	13357	18936	52504	55606	167913
8	Returned electricity	kWh	67605	63308	82064	37385	48704	10388	309454
80	Wood (in kg)	kg				140200	198500	216250	554950

## LIGHTING

550023	HP-Na 600W 400V EVSA	Hour	1	1	1	22	111	171	
		Number	736	736	736	736	736	736	
		kWatt							

## FERTILIZERS

513	Ammonium nitrate	kg	62,6	47,6	27	35,6	15	27	214,8
545	Calcium nitrate (nitrate o	kg	8,29						8,29
552	Copper sulphate (solid)	kg	0,161	0,125	0,071	0,09	0,036	0,071	0,554
640	Dolomit kalk	kg			34,56				34,56
376	Ferrous chelate HEEDTA 4 %	litres	10,25	8,25	4,5	5,75	2	4,5	35,25
638	Kalk	kg	94,64		447,532		473,48	164,5	1180,152
516	Magnesium sulphate	kg	30,8	26,3	16,5	14,3	4,5	16,5	108,9
575	Manganese sulphate	kg	1,76	1,328	0,852	0,908	0,432	0,852	6,132
666	Micromax (7.5%CaO+12%Fe+37.5% SO3)	kg	1,152		5,752		5,61	2,35	14,864
420	NPK 12+6+20	kg	23,04		78,443		75,9	31,49	208,873
413	Phosphoric Acid 75%	litres	33,2	25,2	14,2	19	8	14,2	113,8
537	Potassium nitrate (13+0+45)	kg	214	218	97	117	46	97	789
414	Salpetersyre 62%	litres	78,1	76,1	74,1	44	22	54,1	348,4
582	Sodium molybdenum	kg	0,043	0,032	0,016	0,027	0,011	0,016	0,145
941	Solubor DF 18	kg	0,239	0,176	0,103	0,136	0,063	0,103	0,82
596	Superphosphate	kg			37,914		36,11	14,1	88,124
604	Zinc sulphate (solid)	kg	0,476	0,361	0,21	0,266	0,115	0,21	1,638

## ENVIRONMENTAL CLUSTERS

Indoor crops									
4064	POT PLANTS 4	m2	1450	1460	1460	1460	1460	1459	
4065	POT PLANTS 5	m2	2760	2779	2895	2864	3069	2880	
4067	POT PLANTS 7	m2	2820	2734	2586	2506	2194	2401	
4068	POT PLANTS 8	m2	6850	6846	6192	6981	6823	6840	
4070	POT PLANTS REMAINDER	m2				6	14	100	

# OVERVIEW RECORDED DATA (Continued)

MPS company number: **910179/01**  
 Company name: Gartneriet Svend Erik Nielsen ApS (total)

Valid: Period 8-2023 until Period 7-2024  
 Version: 24-8-2024

Code	Description	Unit	Period 8	Period 9	Period 10	Period 11	Period 12	Period 13	Subtotal
	Indoor crops								
	Subtotal		13880	13819	13134	13817	13560	13680	
	Certified parental material								
661	MPS-ABC certif.parental mat. indoor	m2	12170	12063	11294	12020	11911	11981	